

PEARSON *Published Monthly Since 1982* Investment Letter

www.pearsoncapitalinc.com

MARCH 2006

FEATURED STOCKS

Aluminum Corp	Infosys Technologies
Cooper Companies	PortalPlayer, Inc
Coventry Health	PrivateBancorp, Inc
DRS Technologies	Respironics, Inc

GROWTH & INCOME

IndyMac Bancorp	China Fund (ETF)
-----------------	------------------

Changing Portfolios *By Donald Pearson*

As world events and our country's economic outlook continue to change, so does our strategy and portfolio diversification. Our


buying opportunity. Many companies such as Cooper, Ebay, Caterpillar, Citicorp, and Patterson Dental, as well as a whole host of others, have been purchased when this hiccup occurred. We have companies we continue to watch just waiting for them to falter so we can get them at truly undervalued prices. We are currently monitoring Coach, Johnson & Johnson, Nike, Intel, and several others as candidates for adding to our investment family if they display a pullback. These are excellent growth companies that at one time or another have fallen short of meeting the analysts' expectations. Many times a company may report earnings growth of 15-20 percent, but the analysts were expecting 25-30 percent, so the stock pulls back 10-20 percent. We immediately research the company to determine the reason for the pullback, as well as the going forward opportunity.

Last year the hurricanes and the energy situation caused many companies to miss their earnings for one or two quarters. The medical sector had companies with hospitals and health care heavily concentrated in the southeast miss by wide margins. When the stock price is taken lower, the window of opportunity opens. This is an area that is never given enough attention in my opinion, because the companies purchased in many cases will be with you for five, ten or more years. We've purchased Phillip Morris for many of our clients when the P/E was lower than the dividend and still have it for many of those clients today. What I know about the economy today will help us to re-align these portfolios for the future.

In 2005 we added 1.8 million new jobs here in the US, and 2006 should add another 2 million. With unemployment appearing to be under control and holding at 5 percent, we can expect earnings for employees to grow around 4 percent. Heating costs and gasoline will remain high, but business in corporate America should do well. That said, this should be a solid year for the stock market. Although we will have the opportunity to prosper here in the United States,

pursuit of under-valued growth stocks doesn't change, but, in order to find them, we must modify our systems as we know them. Simply said, we must change with the times. Although trading within the accounts will never become excessive, you will probably see more than normal activity within the first quarter of this year. The continued rise in interest rates here in the US has impacted different sectors and companies in different ways. As an example, mortgage companies and home builders are already feeling the effect. Many of these are already 20 percent or more off their highs. As most will agree, the housing market is not going to collapse, but a correction has begun, and we believe it'll be one with a soft landing. For builder stocks to hold up, builder's profits would have to also. With the slowdown already in place, and companies like Toll Brothers and others lowering their earnings estimates for this year and next, this is one area in which one should consider reducing his holdings as we have done. With the housing market averaging over 15 percent growth for the last five years, we all know it cannot continue. I believe, as many others do, that a 5 percent annual growth rate is more realistic. With this information one can easily see why this sector has been reduced to those with superior management and diversification that can sustain itself through an adjustment period within our managed portfolios. We believe DH Horton, NVR, and a few others meet this description and could remain a part of a well-balanced portfolio.

There are also opportunities when the best US Companies go on sale. Although our research continues to look for companies displaying perfection, one with a hiccup could be displaying a tremendous



Walter D. Pearson
Chairman



Donald E. Pearson
President



Sandra Alberti
Publishing President

Investment Letters are complimentary to our clients with managed accounts!

Over 50 Years Of Investment Experience

Continuing on Page 2

ARE YOU RETIRING?

One of the problems we run into in this business is trying to explain inflation to the individual who is retiring and needs income and safety. Today there is no safety because the money system has changed. Because of America's leadership, all other countries have decided to travel in the same direction. Years ago we dealt in dollars backed by the government of the USA Today we deal in notes published by the Federal Reserve. The dollar was backed by gold; the Federal Reserve note is exactly what the words imply. This affects every citizen because as more and more paper money is printed up, more paper is required to purchase products. This means to those who are retiring and will have no more earned income, it will be necessary for their retirement income to increase each year just in order to stay even. But, there are still some people who think in terms of CDs and other things of a similar nature that will pay regularly and will not go down in dollar value through the years. Let's look at the situation objectively.

I believe that most people in this profession agree that 8% is somewhat near the present rate of inflation, and I think everyone will agree that this rate is greater than it used to be. In other words the rate of inflation is not slowing down, it is picking up speed, and we agree with some other writers who predict 12% in not too many more years. There are people today who wish to play it safe and invest in a CD which guarantees a 4% payment each year and the original amount of cash at maturity. Let's see how this investor actually would fare.

Let's say that he got a ten-year \$10,000 CD which would give out a 4% annual return. This would mean \$400 in cash each year, but in purchasing power the figures would change. The second year the \$400 would shrink to \$368 in purchasing power and this would continue until by the tenth year, spendable income would only amount to \$174, and the \$10,000, even though it still seemed the same, would only actually be worth \$4,344 in the marketplace.

The problem we face is trying to get people to understand this situation. Though it seems simple to us, it is difficult to get through to some investors. I presume that the problem we face is that the investor who is looking for safety refuses to consider the ravages of inflation on his savings if he is in a stay-still type of investment. Let's face it! There is no safe and sure investment today. That was eliminated on the day our legislators changed the money system.

Our suggestion to those who want safety is to ask us to be ultra conservative with their holdings. Younger people should be invested for growth but, after all, each of us grows older each day and there comes a time when an investor needs income, and it is a simple matter to change our concept. As things stand today, we feel we must get 8% on each account just to stay above board. What this means is that if we are able to grow your account 15% or 20% in the year, you have really only moved forward 7-13%. If you think my figures are flawed, just check the price of gasoline.

FOR OUR CLIENTS IN MASSACHUSETTS

We will be traveling to Massachusetts, and visiting the Boston area on March 05 through March 11.

FOR OUR CLIENTS IN SO. CALIFORNIA

Donald Pearson, the president of Pearson Capital, Inc., and Chris Carothers a PCI Stock Analyst will be in the Bellflower, CA area for 6 days in the later part of April. Dates, flights and Hotel accommodations have not been confirmed at this time.

Arrangements for an arrival date of April 24th, and hotel reservations at the Sheraton, Cerritos, CA are being made at this time.

We are planing a get together one night (TBA) for new and current clients. Personal meetings may be scheduled at any time.

Changing Portfolios--Continuing from Page 1

one must have an international portfolio to achieve above-average performance. As our research group continues to examine all companies meeting our buying requirements, I have continued to examine other parts of the world for opportunities. We have begun diversifying everyone's portfolio to expose them to these opportunities. As our American companies continue to outsource, these other regions continue to outperform our companies here at home. Areas today that we favor are, China, India, Asia, Europe, South Korea, Latin America, and South America. As we adjust portfolios we will include many of these areas in our managed accounts. Foreign markets averaged 17.5 percent last year in comparison to a flat US market. So this is not a case of chasing a hot performing market for opportunity, this is truly a long range strategy because of changing market conditions.

Copyright © 2004 Pearson Capital, Inc. - All Rights Reserved - Sources: Pearson Capital, Inc. research, various publications and the Internet

Source Rating Key for PCI's featured stocks: **Pearson Investment Growth Rating** measures long-term past and future growth.

Pearson Value Rating measures current value in terms of potential for the dollar. **Investors Business Daily** measures growth and relative price strength.

S&P measures financial quality and growth potential. **Value Line** measures timeliness, value and safety.

Information & data obtained from other sources is believed to be reliable, but its accuracy and completeness can not be guaranteed.

Walter Pearson is the former President of First New England Securities, Co., Inc. and at that time, also managed the Statistical Department.

He is the author of the book, "Investing for the Millions" and Publisher Emeritus for the Pearson Investment Letter.

At this time, Mr. Pearson is Chairman of the Board of Pearson Capital, Inc.

He is a contributing columnist for various publications and is listed in Who's Who in America.

"Remember the Lord your God, for it is He who gives you the ability to produce wealth. Deut. 8:18"

PEARSON CAPITAL'S RECOMMENDED STOCKS FOR

March 2006

ALUMINUM CORPORATION OF CHINA LIMITED (ACH) NYSE PRICE: \$102.89

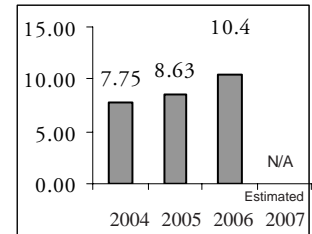
ACH engages in the production and sale of alumina, primary aluminum, and ancillary products primarily in the People's Republic of China and internationally. It operates in two segments, Alumina and Primary Aluminum. Alumina segment involves in mining, processing, and distributing alumina-related products, such as alumina, alumina hydrate, alumina chemicals, and gallium. Primary Aluminum segment provides primary aluminum, including ingots and other primary aluminum products; and carbon products, such as carbon anodes and cathodes. ACH sells its products primarily to smelters through contract sales and futures contracts on the Shanghai futures exchange. The company has a strategic relationship with Alcoa International (Asia), Ltd. Aluminum Corporation was established in 2001 and is based in Beijing, the People's Republic of China.

Type: Emerging Growth
Sector: Basic Materials

Institutional Holdings: 8
Industry: Aluminum

Ratings & Recommendations Earnings per share

Current P/E Ratio: **14.2**
Annual Yield: **2.1%**
Annual Dividend: **\$2.13**
Investor's Bus. Daily: **A**
Pearson Growth Rating: **B**
Pearson Value Rating: **A**
Stand.&Poor Rating: **N/R**
Value Line Rating: **N/R**



THE COOPER COMPANIES, INC (COO) NYSE PRICE: \$52.47

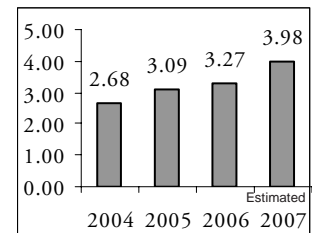
The Cooper Companies, Inc. engages in the development, manufacture, and marketing of healthcare products worldwide. It has two segments, CooperVision and CooperSurgical. The CooperVision segment manufactures toric lenses, which correct astigmatism; multifocal lenses for presbyopia; cosmetic lenses that change or enhance the appearance of the color of the eye; and spherical lenses that correct the common visual defects. The CooperSurgical segment provides medical devices, diagnostic products, and surgical instruments and accessories that are primarily used by gynecologists and obstetricians. The company serves primarily the vision care and women healthcare markets. It provides its products through field sales representatives and distributors. The company was founded in 1980 and is based in Pleasanton, California.

Type: Growth
Sector: Healthcare

Institutional Holdings: 229
Industry: Med. Supplies

Ratings & Recommendations Earnings per share

Current P/E Ratio: **24.9**
Annual Yield: **0.11%**
Annual Dividend: **\$0.06**
Investor's Bus. Daily: **C-**
Pearson Growth Rating: **B**
Pearson Value Rating: **B+**
Stand.&Poor Rating: **D-**
Value Line Rating: **3-3-5**



COVENTRY HEALTH CARE, INC (CVH) NYSE PRICE: \$59.62

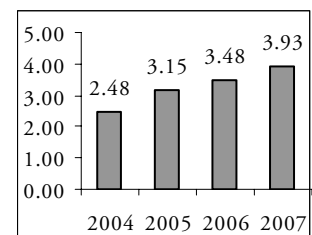
CVH operates as a managed health care company. It offers a range of commercial risk products, such as health maintenance organization products, preferred provider organizations, and point of service products, workers' compensation, and network rental to a cross section of employer and government-funded groups, government agencies, and other insurance carriers and administrators. In addition, it offers risk products, such as Medicare and managed Medicaid programs in selected markets; as well as rents network of providers, including claims repricing and utilization review to other managed care plans or nonrisk employers assuming no underwriting risk. The company markets its products and services through its own sales staff and a network of independent brokers and agents in approximately 15 markets. CVH was founded in 1986.

Type: Growth
Sector: Healthcare

Institutional Holdings: 464
Industry: Health Care Plans

Ratings & Recommendations Earnings per share

Current P/E Ratio: **19.2**
Annual Yield: **0%**
Annual Dividend: **\$0**
Investor's Bus. Daily: **B+**
Pearson Growth Rating: **A-**
Pearson Value Rating: **A-**
Stand.&Poor Rating: **B-**
Value Line Rating: **1-3-3**



DRS TECHNOLOGIES, INC (DRS) NYSE PRICE: \$25.24

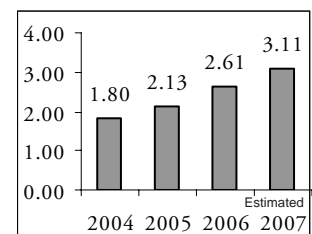
DRS supplies defense electronic products and systems. The company operates in two segments, the Command, Control, Communications, Computers, and Intelligence (C4I); and the Surveillance and Reconnaissance (SR). The C4I segment offers various product categories, including command, control, and communications, which include naval display systems, ship communications systems, radar systems, technical support, electronic manufacturing and system integration services, secure voice and data communications. The SR segment provides reconnaissance, surveillance, and target acquisition products, which develop and produce electro-optical sighting, targeting and weapon sensor systems, digital data and imaging systems. The company markets its products primarily in the United States, Canada, the UK, Israel, Spain, Australia, and other countries in Europe.

Type: Growth
Sector: Industrial Goods

Institutional Holdings: 181
Industry: Aerospace/Defense

Ratings & Recommendations Earnings per share

Current P/E Ratio: **N/A**
Annual Yield: **0%**
Annual Dividend: **\$0**
Investor's Bus. Daily: **C+**
Pearson Growth Rating: **B+**
Pearson Value Rating: **B+**
Stand.&Poor Rating: **C-**
Value Line Rating: **3-3-3**



PEARSON CAPITAL'S RECOMMENDED STOCKS FOR

March 2006

INFOSYS TECHNOLOGIES LIMITED (INFY) NASDAQ PRICE: \$70.80

INFY provides consulting and information technology services primarily in North America, Europe, and the Asia-Pacific region. Infosys Technologies provides software products to the banking industry and business process management services. It also provides business process management services, such as offsite customer relationship management, finance and accounting, and administration, and sales order processing. The company was co-founded by N. R. Narayana Murthy, Nandan M. Nilekani, S. Gopalakrishnan, K. Dinesh, and S. D. Shibulal in 1981. It was formerly known as Infosys Consultants Private Limited and changed its name to Infosys Technologies Private Limited in April 1992, and further to Infosys Technologies Limited in June 1992. The company is headquartered in Bangalore, India.

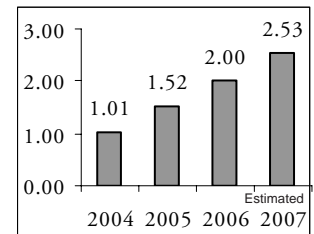
Type: Growth
Sector: Technology

Institutional Holdings: 105
Industry: System Software

Ratings & Recommendations

Current P/E Ratio: **37.5**
Annual Yield: **0.38%**
Annual Dividend: **\$0.27**
Investor's Bus. Daily: **C**
Pearson Growth Rating: **A**
Pearson Value Rating: **A-**
Stand.&Poor Rating: **N/R**
Value Line Rating: **2-3-2**

Earnings per share



PORTALPLAYER, INC (PLAY) NASDAQ PRICE: \$25.26

PLAY a fabless semiconductor company, engages in the design, development, and marketing of platform solutions. These solutions include a system-on-chip, firmware, and software for manufacturers of hard disk drive-based and flash memory-based personal media players. Its system-on-chip platform is an integrated circuit that includes a central processing unit, memory interfaces, and other components. The company's firmware development kits include the embedded firmware code, tools, and documentation, which are necessary to develop personal media player products. Its software development kit helps customers to build applications for managing audio and photo files stored on their personal media player. PortalPlayer was founded in 1999 and is headquartered in Santa Clara, California.

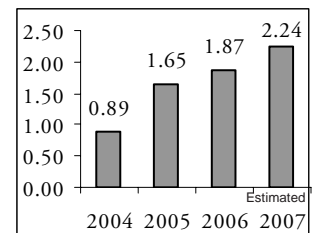
Type: Emerging Growth
Sector: Technology

Institutional Holdings: 99
Industry: Semiconductor

Ratings & Recommendations

Current P/E Ratio: **13.4**
Annual Yield: **0%**
Annual Dividend: **\$0**
Investor's Bus. Daily: **B-**
Pearson Growth Rating: **A-**
Pearson Value Rating: **A-**
Stand.&Poor Rating: **N/R**
Value Line Rating: **N/R**

Earnings per share



PRIVATEBANCORP, INC (PVTB) NASDAQ PRICE: \$37.93

PVTB operates as the holding company for The PrivateBank and Trust Company, The PrivateBank - St. Louis, The PrivateBank - Michigan, and a mortgage banking subsidiary, The PrivateBank Mortgage Company. The company, through these subsidiaries, provides private banking and wealth management services primarily to individuals, professionals, entrepreneurs, and their business interests. Its banking subsidiaries offer a range of lending products including lines of credit for working capital, term loans for equipment and other investment purposes, letters of credit, real estate loan products, and construction loans for residential and commercial developments. As of September 30, 2005, the company had 13 offices located in the Chicago, Detroit, Milwaukee, and St. Louis metropolitan areas. The company is headquartered in Chicago, Illinois.

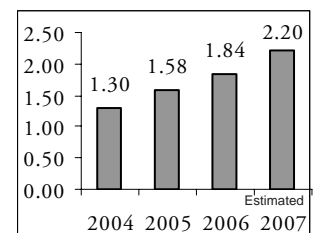
Type: Growth
Sector: Financial

Institutional Holdings: 113
Industry: Regional Banks

Ratings & Recommendations

Current P/E Ratio: **24.2**
Annual Yield: **0.47%**
Annual Dividend: **\$0.18**
Investor's Bus. Daily: **B-**
Pearson Growth Rating: **B+**
Pearson Value Rating: **A-**
Stand.&Poor Rating: **D-**
Value Line Rating: **3-3-3**

Earnings per share



RESPIRONICS, INC (RESP) NASDAQ PRICE: \$36.36

Respironics, Inc. engages in the design, development, manufacture, and marketing of medical devices used primarily for the treatment of patients suffering from sleep and respiratory disorders. Its products are used primarily in the home and in hospitals, as well as emergency medical settings and alternative care facilities. The company's hospital products include therapeutic devices that assist or control a patient's ventilation, such as bi-level noninvasive ventilation products and critical care ventilation products. In addition, the company offers respiratory drug delivery products, and children's medical ventures infant management and developmental care products. It sells its products to home medical equipment service providers and hospital distributors located in Europe, Africa, the Middle East, Latin America, the Far East, and Asia Pacific.

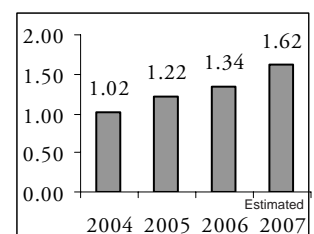
Type: Growth
Sector: Consumer Goods

Institutional Holdings: 248
Industry: Personal Products

Ratings & Recommendations

Current P/E Ratio: **28.3**
Annual Yield: **0%**
Annual Dividend: **\$0**
Investor's Bus. Daily: **C+**
Pearson Growth Rating: **B+**
Pearson Value Rating: **B**
Stand.&Poor Rating: **B-**
Value Line Rating: **2-3-4**

Earnings per share



PEARSON CAPITAL'S RECOMMENDED STOCKS FOR

March 2006 - **INCOME STOCK & ETF**

INDYMAC BANCORP, INC (NDE)

NYSE PRICE: \$38.82

NDE, through its subsidiary, engages in the design, manufacture, and distribution of finance for the acquisition, development, and improvement of single-family homes. The company facilitates the acquisition, development, and improvement of single-family homes through its e-MITS platform that automates underwriting, risk-based pricing, and rate locking through the Internet. It operates in two segments, Mortgage Banking and Thrifts. The Mortgage Banking segment offers various home mortgage products. The company originates or purchases mortgage loans through its relationships with mortgage brokers, mortgage bankers, and financial institutions. The Thrifts segment generates stable net interest income to provide a return on invested capital. IndyMac Bancorp was founded in 1985 and is headquartered in Pasadena, California.

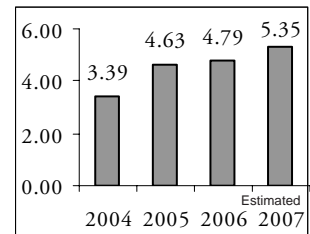
Type: Growth & Income
Sector: Financial

Institutional Holdings: 194
Industry: Savings & Loans

Ratings & Recommendations

Current P/E Ratio: **8.6**
Annual Yield: **4.5%**
Annual Dividend: **\$1.76**
Investor's Bus. Daily: **C**
Pearson Growth Rating: **A**
Pearson Value Rating: **A+**
Stand.&Poor Rating: **B-**
Value Line Rating: **N/R**

Performance by %



iShares FTSE/Xinhua China 25 Index Fund - ETF (FXI) NYSE PRICE: \$72.60

The investment seeks investment results that correspond generally to the price and yield performance, before fees and expenses, of the FTSE/Xinhua China 25 Index. The Index consists of 25 of the largest and most liquid Chinese companies. The fund will generally invest at least 90% of assets in securities of the Index, or in ADRs based on securities in the Index. The fund may invest the remainder of its assets in securities not included in the Index, but which the fund's manager believes will help the fund track the Index. This fund is nondiversified.

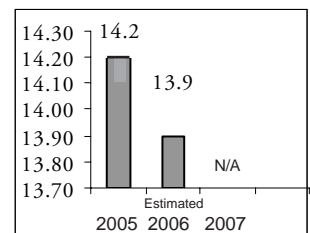
Fund Family: Ishares Trust
Category: Pacific/Asia ex-Japan Stk

Type: Growth
Started: October 2004

Ratings & Recommendations

Current P/E Ratio: **N/A**
Annual Yield: **1.7%**
Annual Dividend: **\$1.25**
Investor's Bus. Daily: **N/R**
Pearson Growth Rating: **A**
Pearson Value Rating: **B+**
Stand.&Poor Rating: **N/R**
Value Line Rating: **N/R**

Performance by %



FUND OPERATIONS	FXI	Category Avg.
Total Expense Ratio	0.74%	N/A
Annual Holdings Turnover		13% 79.52
Total Net Assets	1.35B	276.46M

CD BUSTER 2006

Stock Name	Symbol	Yield	Shares	Price/Sh	\$ Invested	Current-\$	YTD-Total \$
Coventry Health	CVH	n/a	44	\$56.96	\$2,506.24	\$59.62	\$2,623.28
D.H. Horton	DHI	1.0%	70	\$35.73	\$2,501.10	\$34.11	\$2,387.70
Dow Jones Select	DVY	3.1%	41	\$61.26	\$2,511.66	\$63.34	\$2,596.94
EAFE Index	EFA	1.8%	42	\$59.43	\$2,496.06	\$62.42	\$2,621.64
j2 Global	JCOM	n/a	60	\$42.74	\$2,564.40	\$43.60	\$2,616.00
Lowe's Companies	LOW	0.3%	38	\$66.66	\$2,533.08	\$68.18	\$2,590.84
Nicholas Financial	NICK	0.6%	239	\$10.51	\$2,511.89	\$11.86	\$2,834.54
United Health	UNH	n/a	40	\$62.14	\$2,485.60	\$58.23	\$2,329.20
Vineyard National	VNBC	1.0%	81	\$30.84	\$2,498.04	\$30.00	\$2,430.00
Washington Mutual	WM	4.5%	55	\$43.50	\$2,392.50	\$42.70	\$2,348.50
Total:	-	AVG 1.8%	-	-	\$25,000.57	-	\$25,378.64

A \$25,000 CD returning 4% annually would have a year-end value of: \$26,000.
For additional updates go to www.pearsoncapitalinc.com Go to: "CD Buster 06"

The same \$25,000.57 invested in our CD Buster December,30 2005 would have a value of \$25,378.64 on February 28, 2006 -- Profit: \$378.07 = + 1.51%

DISCLAIMER:

Pearson Capital, Inc. makes no guarantee as to the accuracy or completeness of this data. Information is provided for informational purposes only, and Pearson Capital, Inc. shall not be liable for any errors or omissions, or for any actions taken in reliance thereon.

The 2006 CD Buster

portfolio was created from our "top ten" list of growth, growth & income stocks, and ETF's, published in our January 2006 Investment Letter. The start up prices were taken from the market's closing price on December 30, 2005. This diversified portfolio demonstrates how selected stocks could outperform the regular bank CD yielding 4.0% annually. This example does not include trading fees and management fees as well as dividends earned. Current performance does not indicate or guarantee future performance. All

client portfolios are customized differently to meet their individual growth objectives and goals. There are no guarantees as to the profit of each - some may lose money.



CD Buster is a stock simulation portfolio created by Pearson Capital, Inc. for informational/educational purposes only.

Toll Free: (800) 510 - 0329

WALL STREET INDEXES

Indexes	2000	2001	2002	2003	2004	2005	2006/YTD
S&P 500	(10.1%)	(13.3%)	(23.4%)	26.4%	9.0%	3.0%	2.6%
Dow Jones	(6.2%)	(7.1%)	(16.8%)	25.3%	3.2%	(0.61%)	2.6%
Nasdaq	(39.3%)	(21.1%)	(31.5%)	50.0%	8.6%	1.37%	3.5%
Russell 2000	(4.2%)	1.0%	(21.6%)	45.4%	17.0%	3.32%	8.5%
Our CD Buster	Data available on our website		8.1%	56.7%	22.8%	(Disputed)	1.5%
CD Annual Average	5.4%	3.0%	2.3%	1.5%	1.5%	3.5%	0.7%

MARKET VIEW

Christopher Carothers - PCI's Stock Analyst

ECONOMIC FLOWS:

The "small worries" which I talked about last month continued to permeate the month of February. Oil prices remain stubbornly high. Fears of Iraq spinning out of control and Iran's nuclear goals are making people more nervous. Gold and other commodities are charging higher, and the Fed is still on the march to squash any hints of inflation, including real estate. Standard and Poors believes that the market will have a continued overhang until after May when the Federal Reserve will stop raising interest rates. There will still be a continuing worry about the pace of earnings, but S&P believes that the market will move higher.



Key point: *We wait until the Fed stops tightening.*

EARNINGS FLOWS:

With earnings season coming to a close, most of the poorly performing companies report their earnings at the end, while, at the same time, others forewarn Wall street. Companies that warn ahead of time prepare the investing community of their expectations for the rest of the year. By not supplying bad news during the time they present their earnings, these companies believe that their stock prices will suffer less. This will naturally cause the market to move sideways or even slide backwards. Opportunities once again this year are overseas, with many of our chosen ETFs doing quite well so far this year.

Key point: *March is usually a down period for the market.*

CASH FLOWS:

As one of our companies (ACS) is offering to buy up to 45 percent of its own stock, we find many others that are increasing dividends once again this quarter. Investors who have held Phillip Morris from the time we recommended it in the newsletter are now receiving a dividend of over 10 percent. Dividends will continue to be a major part of this year's total return in the market.

Key point: *Many companies continue to increase their earnings.*

Additional Notes:

- Over 300 billion dollars has gone to standard ETFs.
- March is the time to buy stocks that have fallen out of favor.

Notice to Clients;

Anyone wishing to receive a copy of the most current Disclosure Brochure (Form ADV Part II, and Schedule F) can do so by notifying Pearson Capital, Inc. by email, telephone, or in writing. You can also view the updated documents on our web-site: www.pearsoncapitalinc.com.

Pearson Capital, Inc.

**P.O. Box 3739
Apollo Beach, Florida 33572**
Tel: (813) 641 - 7575
Fax: (813) 641 - 7755
Toll Free: (800) 510-0329

1628 White Arrow Drive
Dover, Florida 33527
Tel: (813) 659 - 2560

www.pearsoncapitalinc.com

Chairman Of The Board
Head Of Investment Research
Walter D. Pearson
E-mail: PearsonCap@aol.com

President
Donald E. Pearson
E-mail: PearsonCapital@aol.com

Stock Analyst
Chris Carothers
PearsonCapital2@yahoo.com

Client Specialist
Ann Hathaway
PearsonCapital7@gmail.com

The Pearson Investment Letter
published monthly since 1982

www.pearsoninvestmentletter.com

Publishing President
Sandra Alberti
PearsonCapital@aol.com
Editor
Roberta Wilde

Services Provided

Managed Accounts:
Individual - Joint - Custodial
Corporate - Partnership - Trust
IRA's; Roth - Trad - College - SEP
401(k) & 403(b) Rollovers - Transfers

Management fee of 1% annually
for accounts of \$25,000 or more
(2% for smaller accounts)

**Free consultation
No hidden fees**

Privacy Policy

Table of Contents

Walter's Wisdom:	2
Featured Stocks:	3
Featured Stocks:	4
Growth & Income Stocks:	5
Market Outlook / Pub.Notes:	6